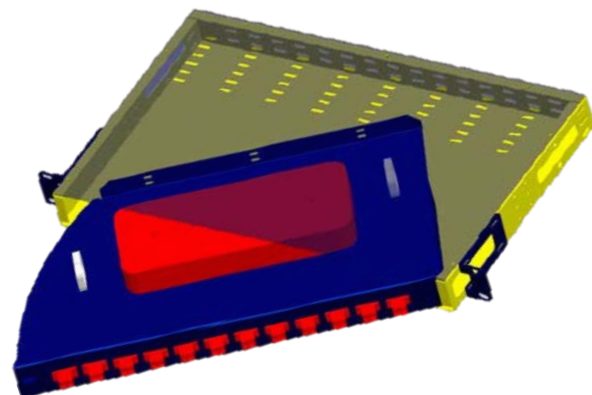



ODF-FSTP FA Series Fiber Optic Enclosure are offered as an Optical Distribution Frame (ODF) which are with high quality & mountable on 19" or 21" Standard frame for termination/Distribution of fibers in optical fiber networks including FTTX networks.

Our FA series ODF-FSTP are Interface point between termination of outside plant (OSP) /Feeder Cables and Fiber optic Transmission Equipment. FA series ODF-FSTP Enclosures are applicable to be installed as Indoor / in building premises (Mounted inside Fiber distribution Frames (FDF) / ETSI Racks or in Racks / cabinets with standard mounting angles) and facilitates combination of three functions Optical Splicing, Management, and Distribution/Termination.

Description:

- ▶ Swing type & Slide with rail Type for ease of work and handling of fiber connections. (Upto 2U height).
- ▶ Front Patching for Easy Installation.
- ▶ Stylish and innovative design that can serve the need for today's advanced networks and settings.
- ▶ Splice trays, facilitating network technicians to perform easy fiber splicing, termination and management
- ▶ High Quality Polycarbonate molded Plastic Parts and Galvanized Powder Coated Steel Sheets for metal Parts.
- ▶ Splice trays are easily removable for ease of operation and up gradation.
- ▶ Multiple mounting bracket position for 19" and 21" rack and cabinet installation.
- ▶ Available for LC, SC ,FC & ST adapters (PC & APC Polishing).
- ▶ UL Approved (Complies to IEC 60068)



Recommended Application:

- ▶ Telecom Rooms
- ▶ Data Centers
- ▶ Entrance facility
- ▶ Racks, Cabinets & FDFs

Optical Characteristics:

Single-Mode ODF-FSTP

Parameters

Optical Wavelength
 Insertion Loss
 Return Loss
 Operating Temperature
 Pigtail Standard
 Connector /Adapter Standard

Specifications

1260 nm to 1650 nm (Typical: 0.20dB)
 Maximum 0.30 dB
 Min. 50 dB for PC type Adapters , Min. 60 dB for APC type Adapters
 - 10 C to + 60 C
 SM (G.652-D, G.656 & G.657A)
 Telcordia, EIA / TIA and IEC Compliance

Multi-Mode ODF-FSTP


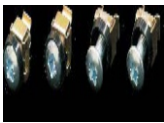






Parameters

Optical Wavelength
 Insertion Loss
 Return Loss
 Operating Temperature
 Pigtail Standard
 Connector /Adapter Standard

Specifications

850 nm to 1300 nm
 Maximum 0.30 dB (Typical: 0.20dB)
 Minimum 20 dB for PC type Adapters
 - 10 C to + 60 C
 MM (OM1 /OM2 /OM3 and OM4)
 Telcordia, EIA / TIA and IEC Compliance

Accessories :

Fiber Splice Tray	Cage Nuts	FRP Holder	Cable Ties
			
Cable Clamp	Earthing Wire	Splice Sleeve 60mm	FRP Holder (optional)
			

ODF-FSTP FA (Front Patching) Series Optical Distribution Frame 19" / 21" mounting

Product Categorization :

No. Of Connections	Height (U)	Dimensions		Connector Type
		Width	Depth	
6	1U	19" / 21"	270mm	LC (Dx)
6	1U	19" / 21"	270mm	SC ,FC or ST (Sx)
12	1U	19" / 21"	270mm	LC (Dx)
12	1U	19" / 21"	270mm	SC ,FC or ST (Sx)
24	1U	19" / 21"	270mm	LC (Dx)
24	1U	19" / 21"	270mm	SC ,FC or ST (Sx)
48	1U	19" / 21"	270mm	LC (Dx)
48	2U	19" / 21"	270mm	SC ,FC or ST (Sx)
96	2U	19" / 21"	270mm	LC (Dx)

* Polishing can be UPC, PC or APC as required

Product Drawings:

